Configuration – Removing UVdatalink information – UL601

Universal Avionics/Unilink Systems

The following are specific instructions for aircraft equipped with Universal Avionics' Unilink system. Information to remove UVdatalink information to avoid communications charges

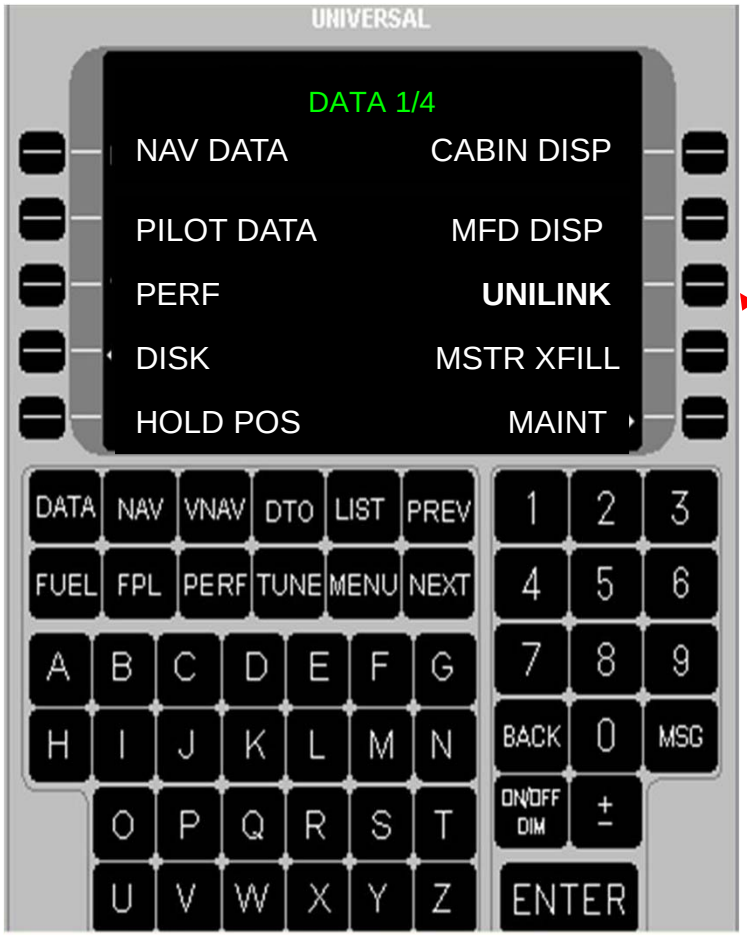

From the **DATA 1 / 4** page on the FMS CDU, Main Menu screen select **UNILINK**.

Select **MISC.**
This will display the **Unilink Miscellaneous** page.

Select **MAINT**.
This will display the **MAINTENANCE** page.

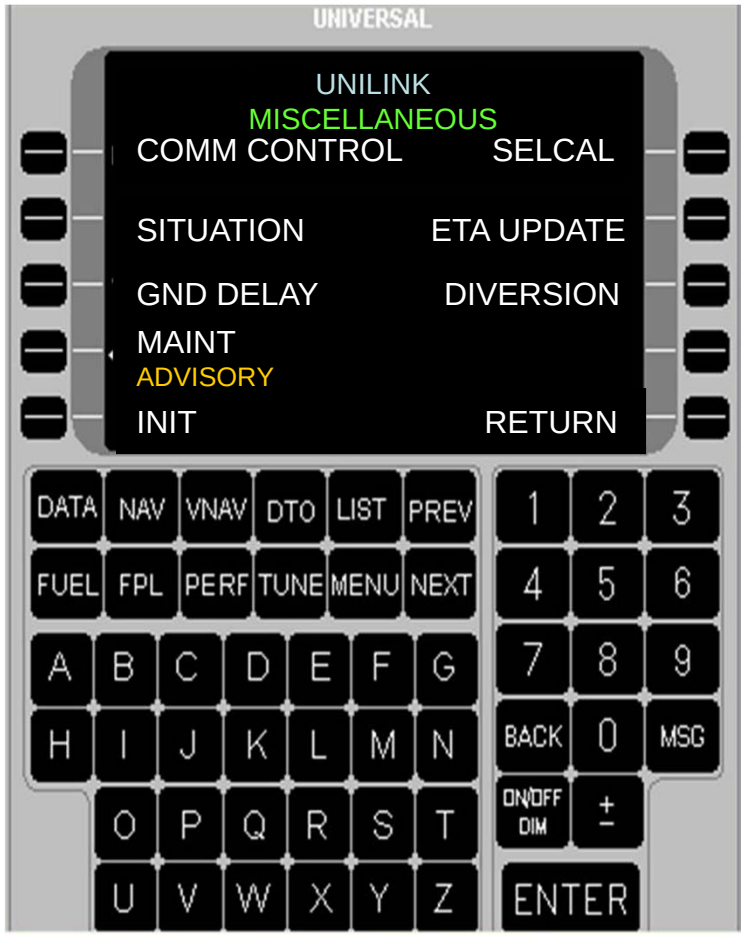

Select **CONFIG.** This **will** display the **CONFIG PAGE 1/2**.

Select **LSK 1R** to highlight the **Data Entry** field .

Type in the Maintenance password "**456789**" .

Then click on **ENTER**. The number will then change to "**EDIT**." ***(Note: This step must be done to change any information in the Configuration.)***.

Select **EDIT**, this will change the word **“EDIT”** to “**STORE**.”

Note: Do not select STORE again until completing all changes necessary for configuration

Select **SYSTEM**. This will display the **SYSTEM CONFIGURATION** page.

Select **AIRCRAFT**.
This will display the **Aircraft Configuration** page.

Select **AIRLINE ID** to **go to UV/0000 or UV/UVA**.

Press BACK to **erase UV** and then **press ENTER** to go to the second field “**0000** or **UVA**”.

Press the **BACK** button again to remove this, thus removing the **AIRLINE ID**.

Then click on **ENTER**. This will input the Airline ID into that field.

Press **RETURN**. This will **return** you to the '**SYSTEM CONFIG** 1 of 4' page

Select **VHF COMM**. This will display the '**VHF COMM CONFIG'** page

Select **NETWORK** CTRL. This will **display** the '**NETWORK CONTROL'** page

Toggle ALL networks (ARINC / SITA / AVICOM / SITA NA) to OFF.

Press RETURN ‘twice’ to return to the **‘SYSTEM CONFIG 1 of 4’** page.

Select **TEL COMM**. This will store the new information in the Unilink .

Select **ACCESS NUMBER**.

Once the phone number is highlighted, **Press BACK** to delete the number.

Select **STORE** and **press 3 TIMES, delaying briefly between each time**. This will store the new information in the Unilink .

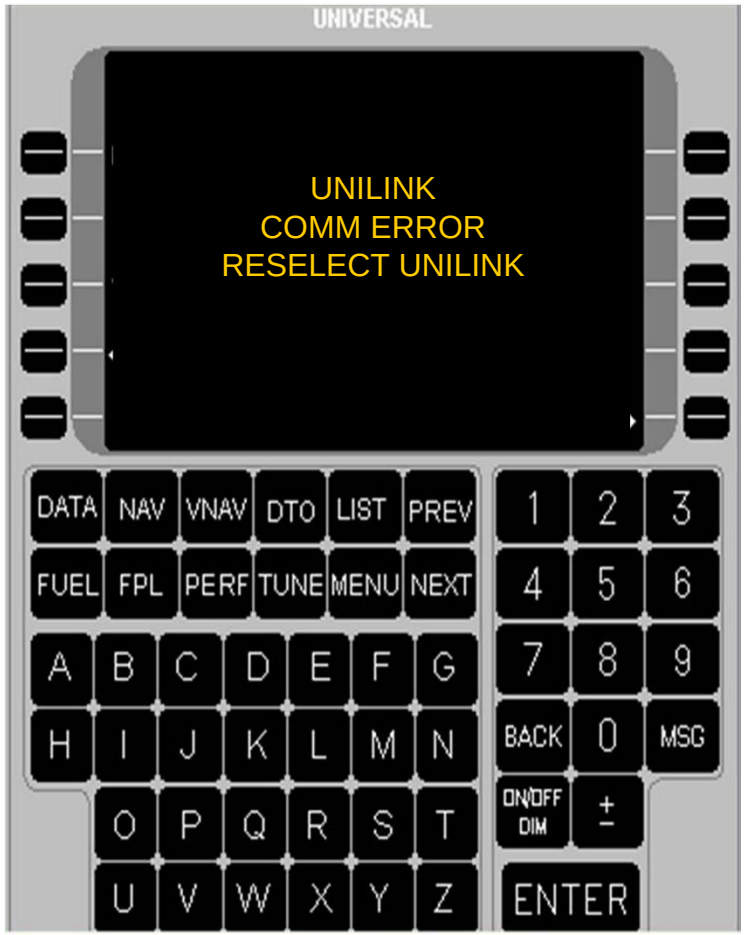

System should reboot providing following alert:

UNILINK
COMM ERROR
RESELECT UNILINK .